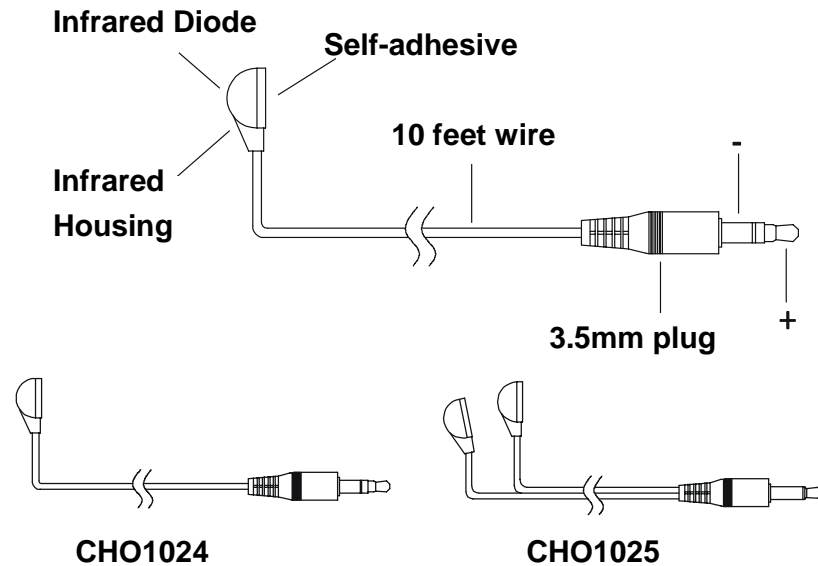


# CHO1024 Single IR Emitter CHO1025 Dual IR Emitter Information and Installation Guide

## A. Description

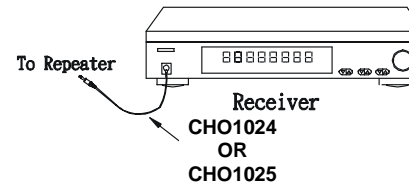
1. Round, compact size with built-in Infrared transmitter
2. 10 feet cable length with 3.5mm mono standard plug
3. Self-adhesive tape for quick and easy fixing on any hard, clean & dry surface.

## B. Diagram



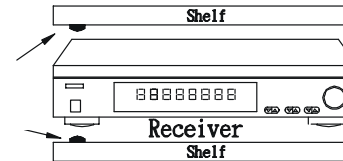
## C. Installation

### Standard installation



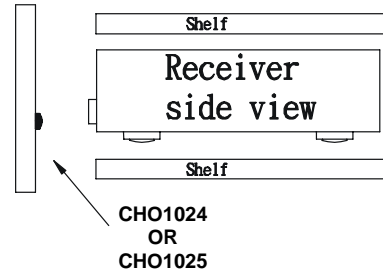
1. IR emitter (flat side) attached directly to IR sensor window

### Attach IR emitter to the inside of shelf



1. Attach IR emitter on, above, or below of the IR window

### Cabinet With door Installation



1. IR emitter is attached to rack door, round shape side facing the IR window

## D. Note:

1. (NOTE: make sure mounting surface is clean and dry before affixing the IR emitter)
2. Do not connect IR emitter directly to power supply or battery